



**Elected Officer Annual Conflict of Interest Disclosure**  
(Effective May 1, 2024)

Park City Municipal Corporation elected officers must submit a written disclosure statement to the City Recorder no sooner than January 1 and no later than January 31 of each year in office. This written disclosure, required by Utah Code section 10-3-1313, must be posted on the city's website while the officer is in office. If an elected officer fails to timely submit the written disclosure or to complete all the requirements below, the City Recorder will notify the officer. Failure to provide the disclosure or amend the disclosure within 7 days of receiving notice is a class B misdemeanor, and it must be reported to the attorney general and requires the imposition of a civil fine of \$100 against the officer.

Name: Bill Ciraco

**Current Employer(s)**

Name: n/a

Address: \_\_\_\_\_

Job Title: \_\_\_\_\_

Duties: \_\_\_\_\_

**Previous Employer(s) from Preceding Year:**

Name: n/a

Address: \_\_\_\_\_

Job Title: \_\_\_\_\_

Duties: \_\_\_\_\_

Name: \_\_\_\_\_

Address: \_\_\_\_\_

Job Title: \_\_\_\_\_

Duties: \_\_\_\_\_

Name: \_\_\_\_\_

Address: \_\_\_\_\_

Job Title: \_\_\_\_\_

Duties: \_\_\_\_\_

**If self-employed (as owner or officer) this year or last year:**

Name of Entity: n/a

Type of Business: \_\_\_\_\_

Your Position/Title: \_\_\_\_\_

Name of Entity: \_\_\_\_\_

Type of Business: \_\_\_\_\_

Your Position/Title: \_\_\_\_\_

**Individuals or entities from which you have received \$5,000 or more in income from during the preceding year** (Not applicable for officers who provide goods and services to multiple customers as part of a profession):

Name: n/a

Type of Service Rendered: \_\_\_\_\_

Name: \_\_\_\_\_

Type of Service Rendered: \_\_\_\_\_

Name: \_\_\_\_\_

Type of Service Rendered: \_\_\_\_\_

**List Stocks or Bonds Valued at \$5,000 or More** (Not applicable if funds are managed by a third party, e.g. managed investment accounts and mutual funds):

See additional document

Entity Name and Type of Business: \_\_\_\_\_

Entity Name and Type of Business: \_\_\_\_\_

Entity Name and Type of Business: \_\_\_\_\_

**Entities Not Listed Above, in which the Officer currently serves, or served in the preceding year, in a paid leadership capacity or in a paid or unpaid position on a board of directors:**

Name of Entity: n/a

Name of Entity: \_\_\_\_\_

Type of Business: \_\_\_\_\_

Type of Business: \_\_\_\_\_

Position/Title: \_\_\_\_\_

Position/Title: \_\_\_\_\_

Name of Entity: \_\_\_\_\_

Name of Entity: \_\_\_\_\_

Type of Business: \_\_\_\_\_

Type of Business: \_\_\_\_\_

Position/Title: \_\_\_\_\_

Position/Title: \_\_\_\_\_

**Adults Residing in Officer's Household:**

Spouse's Name: Alyse Forcellina

**Current Employer(s)**

Name: Spencer Stuart

Address: \_\_\_\_\_

Job Title: \_\_\_\_\_

Duties: \_\_\_\_\_

**Previous Employer(s) from Preceding Year:**

Name: Egon Zehnder

Address: \_\_\_\_\_

Job Title: \_\_\_\_\_

Duties: \_\_\_\_\_

**Other Adults Unrelated by Blood or Marriage Living in Household:**

n/a

Name: \_\_\_\_\_

**Current Employer(s)**

Name: \_\_\_\_\_

Address: \_\_\_\_\_

Job Title: \_\_\_\_\_

Duties: \_\_\_\_\_

**Previous Employer(s) from Preceding Year:**

Name: \_\_\_\_\_

Address: \_\_\_\_\_

Job Title: \_\_\_\_\_

Duties: \_\_\_\_\_

Name: \_\_\_\_\_

**Current Employer(s)**

Name: \_\_\_\_\_

Address: \_\_\_\_\_

Job Title: \_\_\_\_\_

Duties: \_\_\_\_\_

**Previous Employer(s) from Preceding Year:**

Name: \_\_\_\_\_

Address: \_\_\_\_\_

Job Title: \_\_\_\_\_

Duties: \_\_\_\_\_

**Optional - Any Real Property Owned**, or having a financial interest in, by the officer that may constitute a conflict of interest:

n/a

Address: \_\_\_\_\_ Description/Type of Interest: \_\_\_\_\_

Address: \_\_\_\_\_ Description/Type of Interest: \_\_\_\_\_

Address: \_\_\_\_\_ Description/Type of Interest: \_\_\_\_\_

**Optional – Describe any other matter of interest that the Officer believes may constitute a conflict of interest:**

n/a

---

---

**I declare under criminal penalty under the law of Utah that the foregoing is true and accurate to the best of my knowledge. An Officer who intentionally or knowingly violates a provision of this law is guilty of a Class B Misdemeanor, and a civil penalty of \$100 shall be imposed.**

**I understand this statement is a public document and the information is required to be provided to the City Recorder and posted on the city's website for as long as I am in office.**
































**Officer's Signature:** 






**Date of Signature:** 01/31/2025

Account Number: [REDACTED] Financial Professional: [REDACTED]

Cost of Current Holdings	Unrealized Gain/Loss	Closing Market Value	Today's Change in Value	Today's Account Value
\$354,412.80	\$262,119.46 	\$616,532.26	-\$1,305.85 (-0.21%) 	\$615,226.41

## Holdings Report

Quantity	Security	Account Type	Closing Price	Current Price	Change Since Close	Current Value	Change Since Close	Unrealized Gain/Loss	Gain/Loss %
Cash & Cash Equivalents (Total Value \$2,825.88)									
2,750.88	<a href="#">ABDXX</a> ADVANTAGE BANK DEPOSIT FDIC INSURED AT VARIOUS BKS	Cash	1.0000	1.0000		\$2,750.88			N/A
75	USD U.S. Dollars	Cash	1.0000	1.0000		\$75.00			N/A
Equities (Total Value \$604,432.65)									
150	<a href="#">ABT</a> ABBOTT LABS 	Cash	128.8100	127.9300	-0.8800 (-0.68%) 	\$19,189.50	\$3,165.98	+19.76% 	
120	<a href="#">AAPL</a> APPLE INC 	Cash	237.5900	236.0000	-1.5900 (-0.67%) 	\$28,320.00	\$24,978.60	+747.55% 	
100	<a href="#">TEAM</a> ATLASSIAN CORPORATION CL A 	Cash	266.9500	306.7800	+39.8300 (14.92%) 	\$30,678.00	\$13,337.86	+76.92% 	
250	<a href="#">XYZ</a> BLOCK INC CL A	Cash	92.9500	90.8200	-2.1300 (-2.29%) 	\$22,705.00	\$3,425.70	+17.77% 	
200	<a href="#">NET</a> CLOUDFLARE INC CL A COM 	Cash	137.2600	138.4000	+1.1400 (0.83%) 	\$27,680.00	\$9,973.00	+56.32% 	
200	<a href="#">CCI</a> CROWN CASTLE INC REIT	Cash	89.0300	89.2800	+0.2500 (0.28%) 	\$17,856.00	\$-1,329.00	-6.93% 	
300	<a href="#">CVS</a> CVS HEALTH CORP 	Cash	56.8200	56.4800	-0.3400 (-0.60%) 	\$16,944.00	\$-1,908.65	-10.12% 	
150	<a href="#">DIS</a> DISNEY WALT CO	Cash	113.4300	113.0600	-0.3700 (-0.33%) 	\$16,959.00	\$3,835.72	+29.23% 	
200	<a href="#">EXE</a> EXPAND ENERGY CORPORATION	Cash	102.7200	101.6000	-1.1200 (-1.09%) 	\$20,320.00	\$3,610.16	+21.60% 	
1,600	<a href="#">F</a> FORD MTR CO	Cash	10.1600	10.0800	-0.0800 (-0.79%) 	\$16,128.00	\$-9,618.40	-37.36% 	
250	<a href="#">LRCX</a> LAM RESEARCH CORP COM NEW	Cash	80.7300	81.0500	+0.3200 (0.40%) 	\$20,262.50	\$16,939.62	+509.79% 	
500	<a href="#">LVS</a> LAS VEGAS SANDS CORP	Cash	48.2400	45.8300	-2.4100 (-5.00%) 	\$22,915.00	\$-1,814.81	-7.34% 	
125	<a href="#">NVO</a> NOVO-NORDISK A S	Cash	85.3400	84.4500	-0.8900 (-1.04%) 	\$10,556.25	\$-5,651.25	-34.87% 	

	ADR						
700	<a href="#">NVDA</a> NVIDIA CORPORATION	 Cash	124.6500	120.0700 -4.5800 (-3.67%)	\$84,049.00 -\$3,206.00	\$73,457.62 +693.56%	
1,000	<a href="#">PLTR</a> PALANTIR TECHNOLOGIES INC CL A	Cash	81.2200	82.4900 +1.2700 (1.56%)	\$82,490.00 +\$1,270.00	\$59,616.50 +260.64%	
700	<a href="#">PFE</a> PFIZER INC	Cash	26.9100	26.5200 -0.3900 (-1.45%)	\$18,564.00 -\$273.00	\$-570.83 -2.98%	
250	<a href="#">SBUX</a> STARBUCKS CORP	 Cash	109.0000	107.6800 -1.3200 (-1.21%)	\$26,920.00 -\$330.00	\$8,245.35 +44.15%	
80	<a href="#">TSLA</a> TESLA INC	 Cash	400.2800	404.6000 +4.3200 (1.08%)	\$32,368.00 +\$345.60	\$23,349.86 +258.92%	
100	<a href="#">MTN</a> VAIL RESORTS INC	Cash	172.0000	170.1200 -1.8800 (-1.09%)	\$17,012.00 -\$188.00	\$-2,175.29 -11.34%	
90	<a href="#">VEEV</a> VEEVA SYS INC CL A COM	 Cash	237.0700	233.2600 -3.8100 (-1.61%)	\$20,993.40 -\$342.90	\$9,872.04 +88.77%	
250	<a href="#">WFC</a> WELLS FARGO CO NEW	 Cash	78.8200	78.8000 -0.0200 (-0.03%)	\$19,700.00 -\$5.00	\$11,587.54 +142.84%	
550	<a href="#">ZION</a> ZIONS BANCORPORATION N A	Cash	58.2900	57.8600 -0.4300 (-0.74%)	\$31,823.00 -\$236.50	\$18,486.29 +138.61%	
Mutual Funds (Total Value \$7,967.88)							
7,967.88	<a href="#">VMFXX</a> VANGUARD FEDERAL MMKT-INV OPEN END MMKT	Cash	1.0000	1.0000 Unchanged	\$7,967.88 \$0.00	\$0.00 0.00%	
Total (US \$)					615,226.41	260,813.61	

Closing Market Value of Holdings held at Oppenheimer:	\$616,532.26
Gain/Loss Since Last Close:	-\$1,305.85 (-0.21%)
Today's Account Value of Holdings held at Oppenheimer:	\$615,226.41

\* Certain securities such as Fixed Income, Money Market and select other instruments cannot be priced using the intraday quote provider. The most recent closing price available to the firm is used instead for these securities.

N/A indicates that the current price for that security is not presently available within the firm.

"Change Since Close" is calculated against the closing price, except for infrequently traded securities, which are calculated differently.

"Closing Market Value" is the sum of client assets held at Oppenheimer & Co. Inc. ("Oppenheimer" or the "Firm") (Cash & Cash Equivalents, Equities, Fixed Income, Mutual Funds, Options, Structured Products and Other Securities) and "Direct Investments", which are generally not held by the Firm. "Today's Change in Value" is calculated by comparing an intraday price quote against the closing price, except for infrequently traded securities and direct investments, which are calculated differently. "Today's Change in Value" and "Today's Account Value" reflect account values calculated using intraday price quotes but do not reflect intraday account activity (such as purchases or sales). "Unrealized Gain/Loss" does not include investment results for Direct Investments, which are generally not held by Oppenheimer and are illiquid. Account values do not contain unearned accrued interest yet to be credited to your account. These metrics are estimated using intraday price quotes or the most recent available closing price of securities and are therefore subject to revision.

The intraday pricing of securities is calculated using quotes provided to the Firm from third parties. Intraday price quotes are provided on delay and do not purport to represent the true value of a security in real time. The Firm does not guarantee the accuracy of particular intraday quotes and provides this information to clients purely as a convenience for informational purposes. You acknowledge that the Firm offers the intraday pricing quote as a convenience and disclaim any expectation of complete accuracy or substantive reliance on the listed quoted price. You also acknowledge that the intraday price quote does not constitute an offer to sell or purchase a security by the Firm or any other party.

For some instruments, including but not limited to fixed income securities, money market securities and direct investments, an intraday pricing quote cannot be provided. Instead, the Firm lists the most recent available closing price for these instruments. The most recent closing prices are provided on delay and do not purport to represent the true value of an instrument in real time. The Firm does not guarantee the accuracy of particular closing prices for these instruments and provides them to clients purely as a convenience for informational purposes. You acknowledge that the Firm offers the most recent available closing price for these instruments as a convenience and disclaim any expectation of complete accuracy or substantive reliance on the listed price. You also acknowledge that the most recent closing prices do not constitute an offer to sell or purchase a security by the Firm or any other party.

Our website has links to websites of certain outside organizations. These links are provided for the convenience of our customers. Oppenheimer & Co. Inc. is not responsible for the content of these websites, which is provided solely by such outside organizations.

Please note: The information you are viewing or have downloaded from the Client Access site Oppenheimer believes to represent a true and accurate reporting of your Oppenheimer & Co. Inc. account information. Once your information has been downloaded from this website, Oppenheimer can no longer verify its truth or accuracy. Errors and/or omissions that are outside of Oppenheimer's control may occur in connection with the transfer of this information. Oppenheimer, therefore advises all customers to independently verify the accuracy of any downloaded information against their trade confirmations and their monthly account statements.